



S76 (TUBULAR MOTOR)

STEEL SECURITY SHUTTER :: TECHNICAL DATASHEET 17

Steel security shutter for high security commercial applications. 77mm curved steel slat with galvanised finish as standard and powder coating and plastisol finishes available on request. The maximum size of 29m² applies to tubular motor power; for larger sizes see outboard motor (Datasheet 18).



APPLICATIONS

Commercial sites requiring high security, for openings up to 29m². See S76 Outboard motor (Datasheet 18) for larger sizes. Punched (V76) & Perforated (P76) slats can be incorporated as required for full or partial vision.

CURTAIN SLAT

Single skin 76mm (3") curved steel, with a wall thickness of 0.7mm, 0.9mm or 1.2mm (dependent on overall shutter opening width).

Finish: Galvanised finish as standard. Plastisol and powder coating available on request (surcharge applies).

Visible Face:	76mm
Weight per m ² :	9.8kg (0.7mm thickness) 12.5kg (0.9mm thickness) 16.7kg (1.2mm thickness)

Maximum Width:	7000mm
Maximum Area:	29m ²

CASING

Galvanised steel casing & end plates as standard. Optional fascia / custom design casings available on request (surcharge applies).

N.B. Reveal fix installations are supplied with a fascia as standard.

Aluminium box also available (see Datasheet 19).

Finish: Galvanised finish as standard. Option to powder coat any RAL / BS colour (surcharge applies).

2695
4000
4500

305
355
400

Plate sizes shown as a guide only and may vary.

BOTTOM RAIL

Galvanised steel 'L' or 'T' shaped bottom rail.

GUIDE CHANNELS

Galvanised steel guide channels. Width of 50mm, 65mm, 75mm or 100mm dependent on application. Windlocking guides and slat ends available.

Finish: Galvanised finish as standard. Option to powder coat any RAL / BS colour (surcharge applies).

OPERATION

Electric: Tubular motor with internal rocker or external key switch as standard & safety brake as appropriate to comply with legislation. Manual override facility & crank handle as required (surcharge applies). Numerous control option variants such as group, remote or mobile phone activation.

Outboard motor and manual operation also available for the S76 - see appropriate datasheets.

CE Compliant to all applicable directives and regulations.

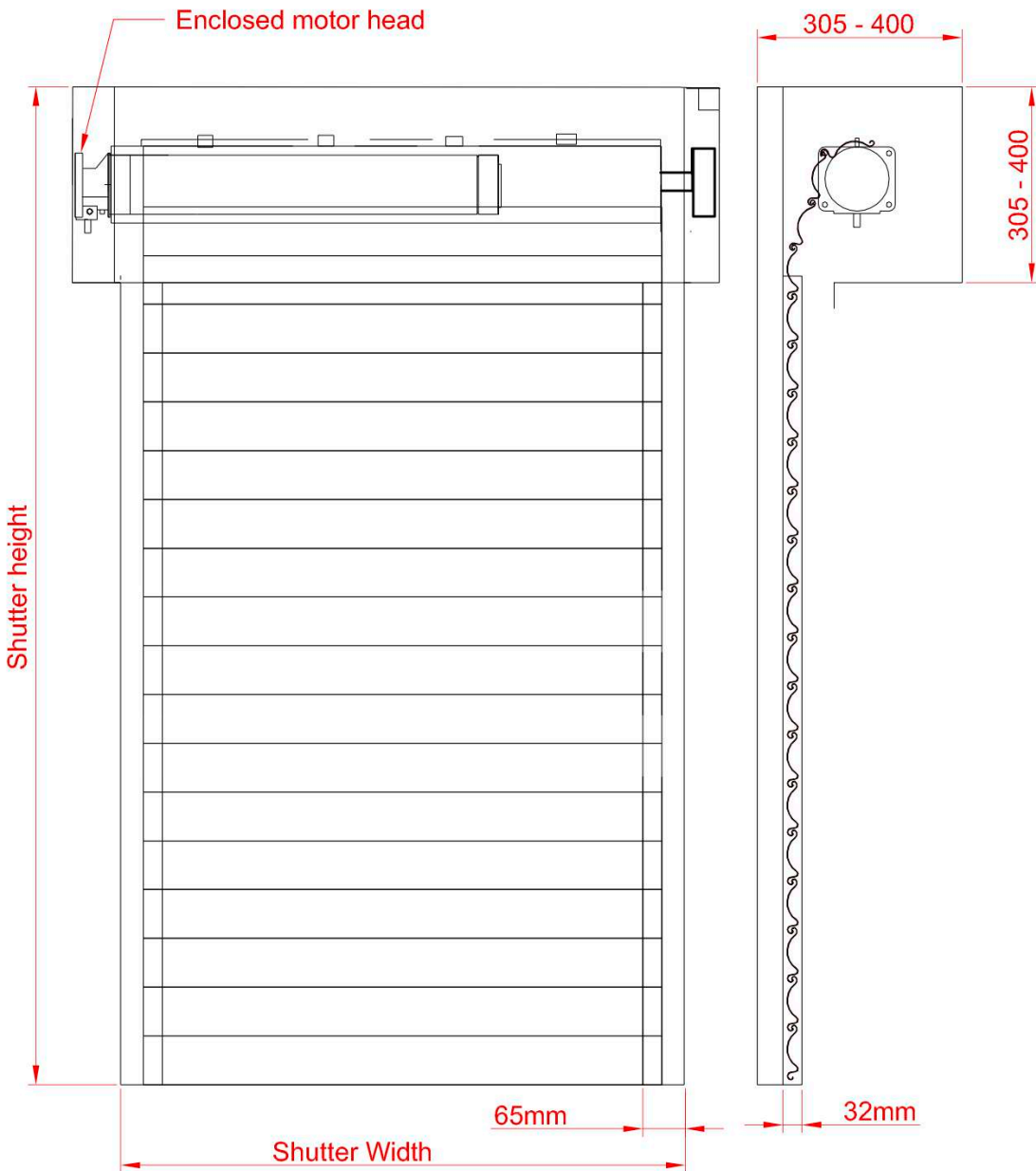
Guide Height (mm) Plate Size (mm)

S76 (TUBULAR MOTOR)

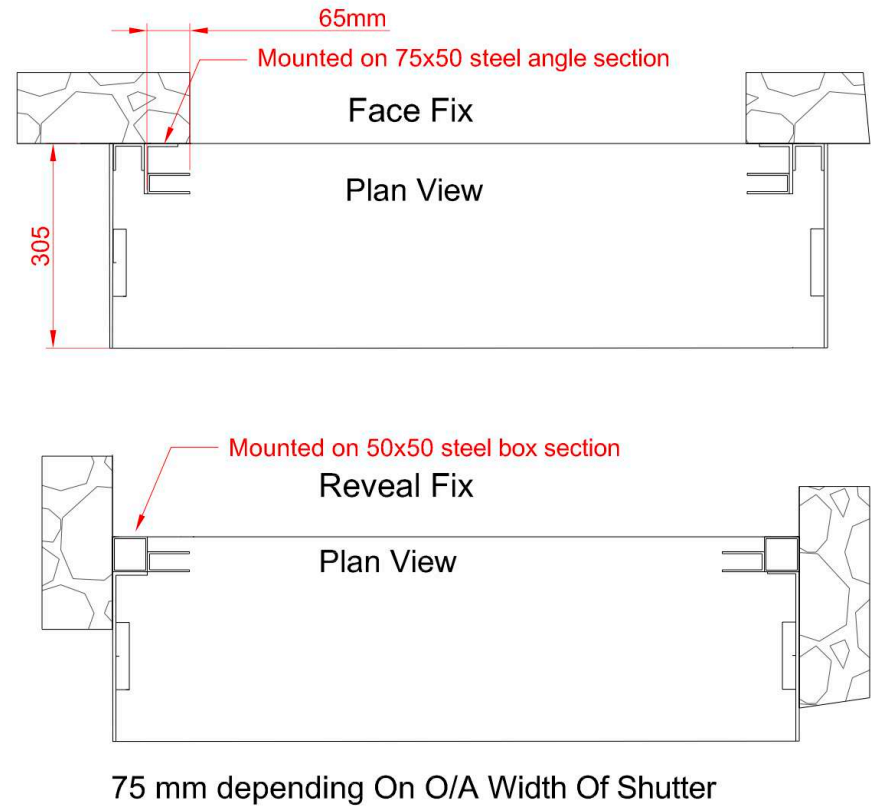
STEEL SECURITY SHUTTER :: TECHNICAL DATASHEET 17



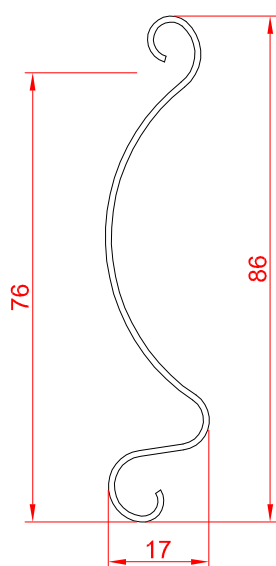
FRONT FACE



FIXING DETAIL



SLAT PROFILE



GUIDE CHANNELS

